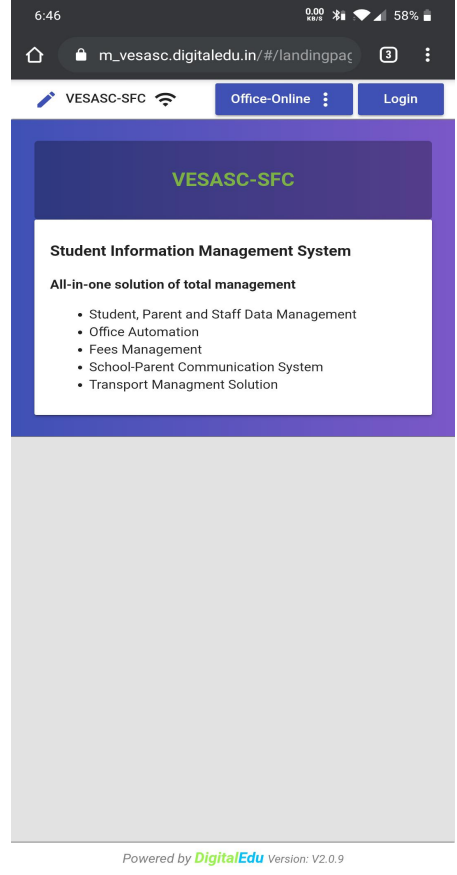
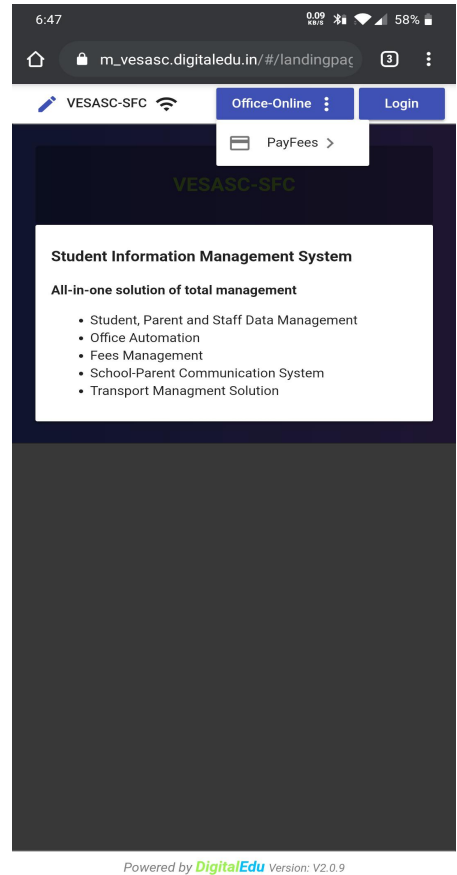
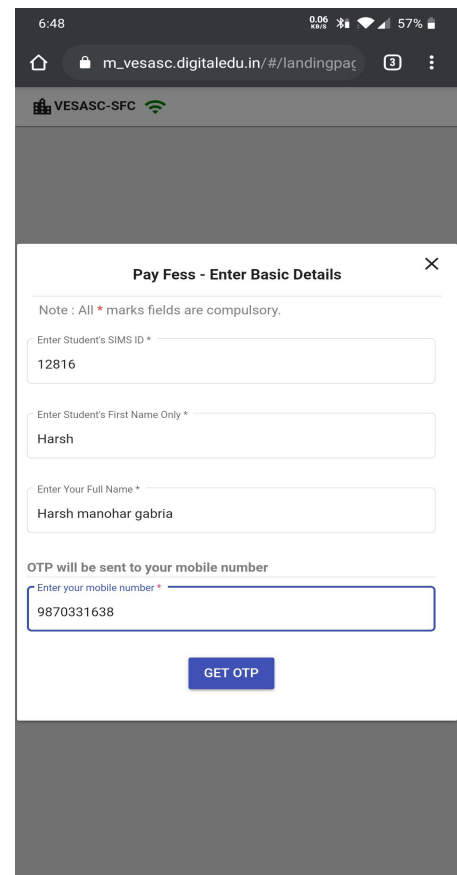
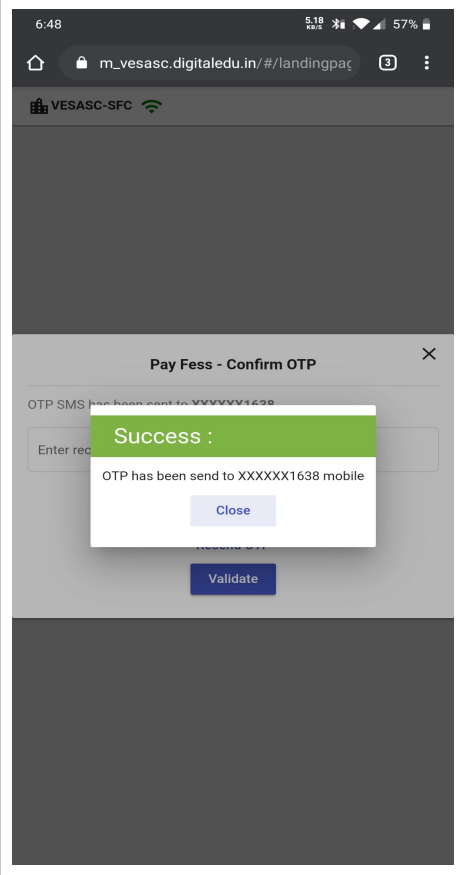


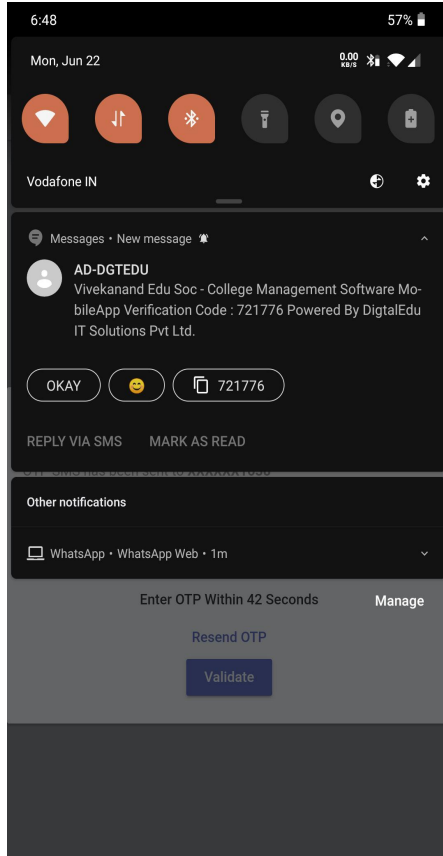
User Guide - Pay Fees Online from Insync

1) Open Google chrome browser and enter link - https://m_vesasc.digitaledu.in/

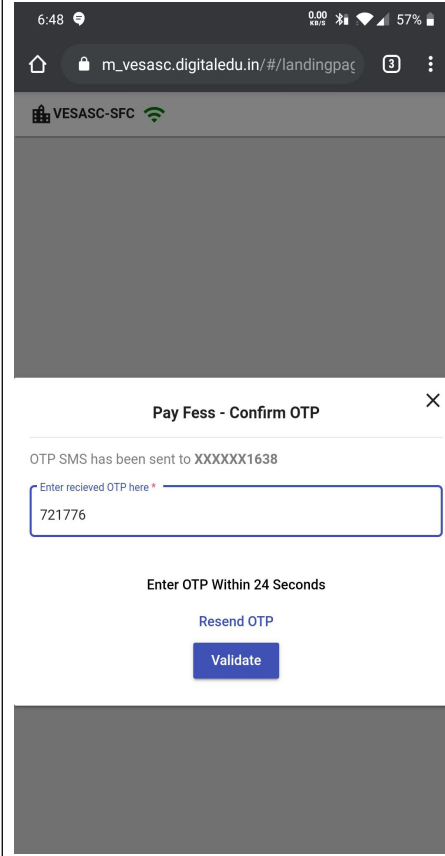
Step 1: click on Office-Online button	Step 2 : click on PayFees option	Step 3 : Enter details, Enter latest mobile number	Step 4 : OTP will be sent to entered mobile number
 <p>6:46</p> <p>m_vesasc.digitaledu.in/#/landingpaç</p> <p>VESASC-SFC</p> <p>Office-Online</p> <p>Login</p> <p>VESASC-SFC</p> <p>Student Information Management System</p> <p>All-in-one solution of total management</p> <ul style="list-style-type: none">• Student, Parent and Staff Data Management• Office Automation• Fees Management• School-Parent Communication System• Transport Management Solution <p>Powered by DigitalEdu Version: V2.0.9</p>	 <p>6:47</p> <p>m_vesasc.digitaledu.in/#/landingpaç</p> <p>VESASC-SFC</p> <p>Office-Online</p> <p>Login</p> <p>PayFees ></p> <p>VESASC-SFC</p> <p>Student Information Management System</p> <p>All-in-one solution of total management</p> <ul style="list-style-type: none">• Student, Parent and Staff Data Management• Office Automation• Fees Management• School-Parent Communication System• Transport Management Solution <p>Powered by DigitalEdu Version: V2.0.9</p>	 <p>6:48</p> <p>m_vesasc.digitaledu.in/#/landingpaç</p> <p>VESASC-SFC</p> <p>Pay Fess - Enter Basic Details</p> <p>Note : All * marks fields are compulsory.</p> <p>Enter Student's SIMS ID *</p> <p>12816</p> <p>Enter Student's First Name Only *</p> <p>Harsh</p> <p>Enter Your Full Name *</p> <p>Harsh manohar gabria</p> <p>OTP will be sent to your mobile number</p> <p>Enter your mobile number *</p> <p>9870331638</p> <p>GET OTP</p>	 <p>6:48</p> <p>m_vesasc.digitaledu.in/#/landingpaç</p> <p>VESASC-SFC</p> <p>Pay Fess - Confirm OTP</p> <p>OTP SMS has been sent to XXXXXX1638</p> <p>Enter rec</p> <p>Success :</p> <p>OTP has been send to XXXXXX1638 mobile</p> <p>Close</p> <p>Validate</p>

User Guide - Pay Fees Online from Insync

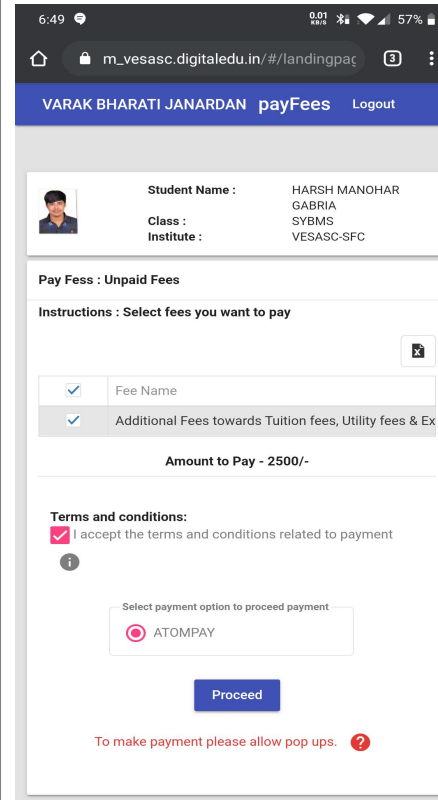
Step 5 : you will receive SMS containing otp for verification



Step 6 : enter otp received and click on validate button



Step 7: pending fees will show on screen, select all fees, Accept TnC, select payment gateway and click on proceed button



Step 8 : You will be redirect to online payment page. Select from available payment options and pay fees online.

